

Par Z Move RGBW



Light Efficiency:

9 Lumen/Watt

Dominant Wavelength:

623 nm

Output:

788 lm

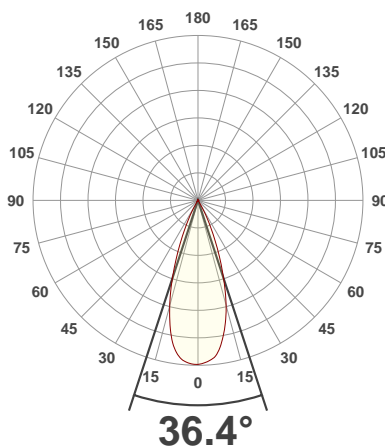
Power:

86.3 W

Peak:

2182 cd

Beam Angle



Test:

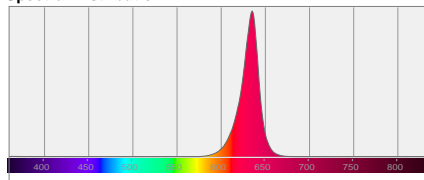
Zoom Out Red

Date:

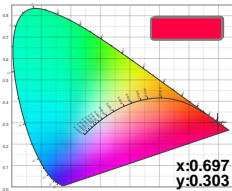
8/28/2019

Note:

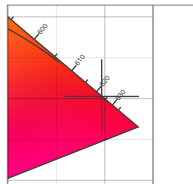
Spectral Distribution



Color Coordinates



Zoom Color Point



Distance (meter)

1

Distance (feet)

3.3

3

9.8

5

16.4

7

22.9

10

32.8

Lux*

36.4°

Foot Candles*

*measured at
center of beam

Beam Width (meter)

Beam Width (feet)

Beam Angle 50%	Field Angle 10%	Cutoff Angle 2,5%	Intensity Ratio in 120° Cone	Intensity Ratio in 90° Cone
36.4°	55.7°	62.3°	99.8%	99.8%

Beam Intensities from 1-20m

m	1	2	3	4	5	6	7	8	9	10	11	12	13	14	15	16	17	18	19	20
ft	3.3	6.6	9.8	13.1	16.4	19.7	23	26.2	29.5	32.8	36.1	39.4	42.7	45.9	49.2	52.5	55.8	59.1	62.3	65.6
lx	2182	546	242	136	87	61	45	34	27	22	18	15	13	11	10	9	8	7	6	5
fcd	202.7	50.7	22.5	12.7	8.1	5.6	4.1	3.2	2.5	2	1.7	1.4	1.2	1	0.9	0.8	0.7	0.6	0.6	0.5